

永安行科技股份有限公司
2019 年年度报告摘要（修订稿）

一 重要提示

1

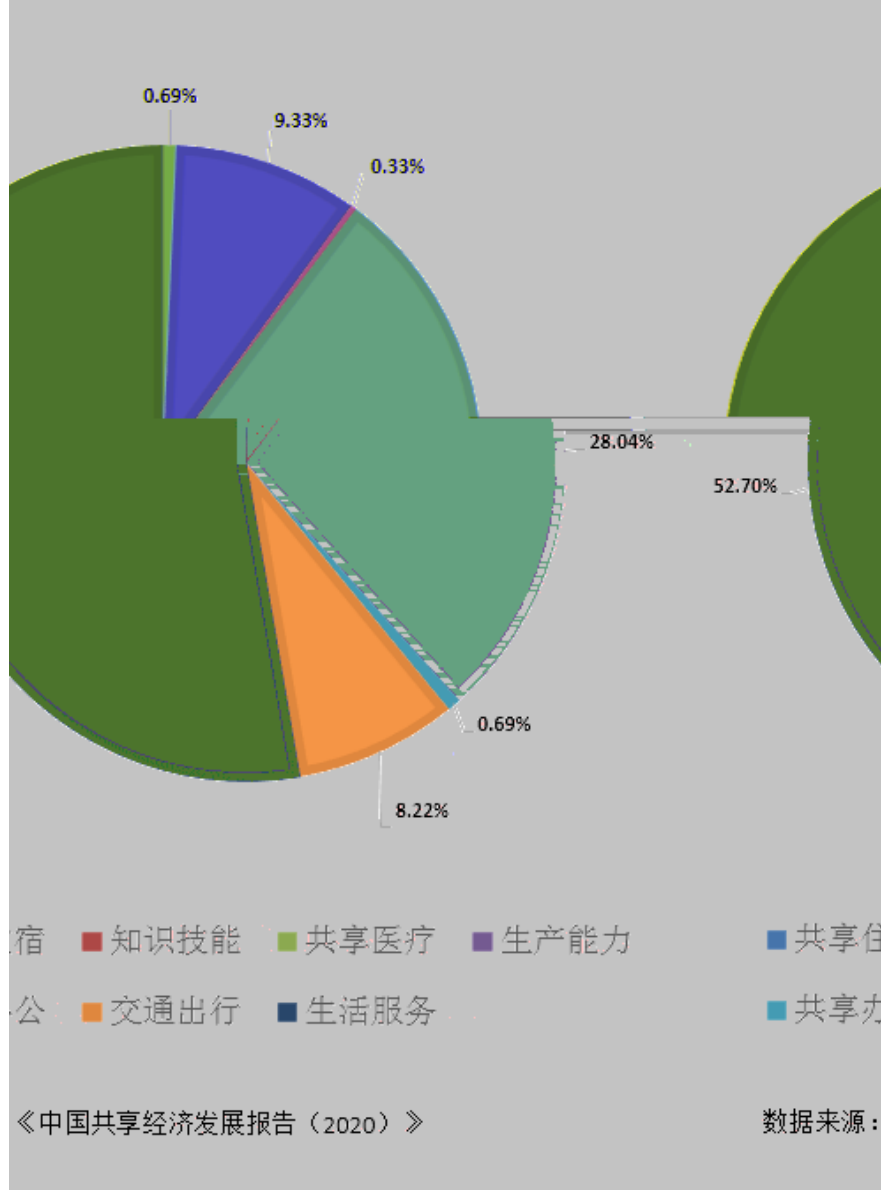
2

“

”

“

”



3

3.1 3

	2019	2018		2017	
					(%)
	3,963,830,284.34	2,567,303,220.94	2,550,853,195.80	54.40	2,549,713,832.16
	935,554,415.41	877,984,549.22	844,992,888.45	6.56	1,078,325,379.73
	500,563,028.19	123,251,862.30	119,352,155.28	306.13	517,280,294.01
	111,879,332.05	111,485,509.83	111,485,509.83	0.35	122,052,908.50
	2,703,533,566.03	1,666,193,828.77	1,662,875,053.10	62.26	1,663,433,925.05
	392,136,580.97	297,126,445.45	296,879,428.76	31.98	345,948,704.35
	2.69	0.66	0.89	307.58	3.31
	-	-	-	-	-
%	20.26	7.33	7.19	12.93	50.96

3.2

	188,145,706.87	239,454,334.67	223,585,336.89	284,369,036.98
	28,242,753.75	37,878,308.18	42,433,356.31	392,008,609.95
	24,998,011.37	37,457,703.71	28,748,781.65	20,674,835.32
	34,438,432.47	159,907,605.77	96,011,858.22	101,778,684.51

4

4.1

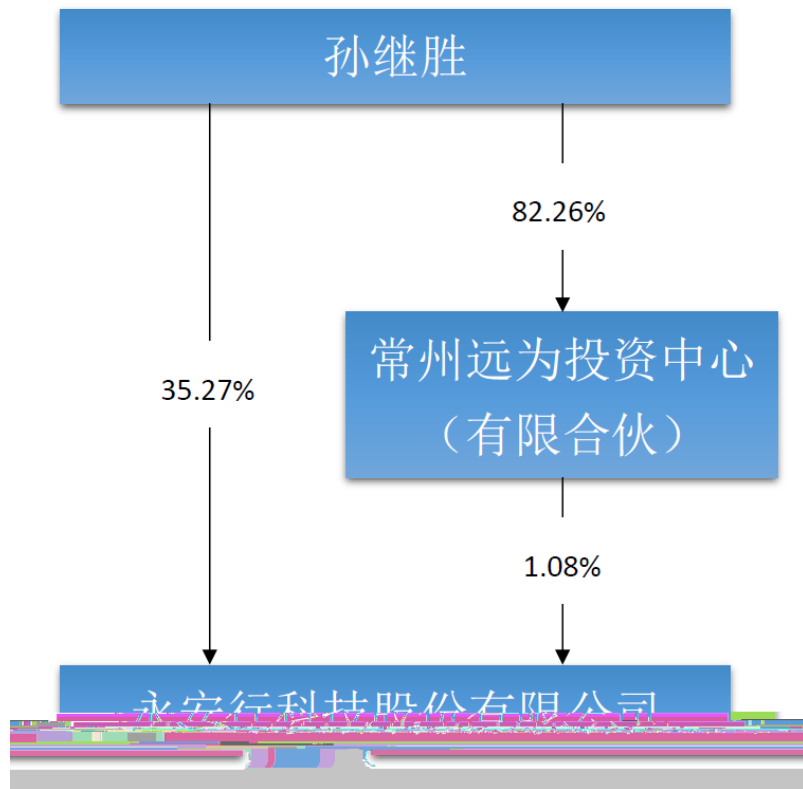
10

:

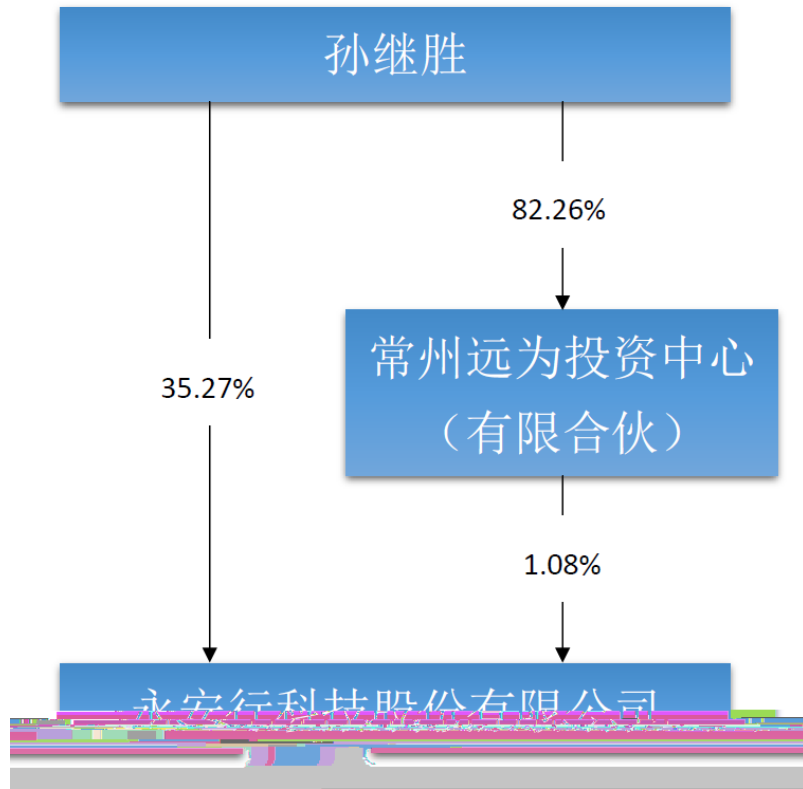
					13,513		
					13,440		
					-		
					-		
10							
			(%)				
	19,340,212	66,151,743	35.27	65,536,143		8,730,242	
	4,480,000	15,680,000	8.36	0		0	
	2,352,933	9,242,853	4.93	0		0	
	-1,338,736	8,382,864	4.47	0		0	
	2,031,476	8,179,486	4.36	0		0	
	1,339,491	6,819,018	3.64	0		0	
	580,606	2,032,120	1.08	2,032,120		0	

	413,634	1,569,519	0.84	0		0	
	40,000	1,450,000	0.77	0		0	
	416,592	1,088,892	0.58	0		0	
	1						
	2						

4.2



4.3



4.4

10

5

三 经营情况讨论与分析

1

	9.36	6.56%	5.01
306.13%			1.12
2.45%	27.04	62.26%	2.69
/	0.60	/	

3

1

“ ” “ ” “

”

“

”

2

6

23

2

4

1