

603776

113609

YOUON 永安行

关于 安 份 公司
向 定对 发 件
审 函 回复



2025 176

2025

A

审 函所列	体

录

.....	2
1.	3
2.	33
3.	46
4.	152
5.关于 务性	172
6.	183
总体意	208

关于 发

及公开 ， 1) 2025 年 3 月 14 日，上 哈 与孙 主体 《 份 协 》，合 受 公司 13.67% 份； 与上 云 《 份 协 》，受 公司 6.00% 份；上 哈 、 与孙 《 决 弃协 》；公 司 东已变 为上 哈 ，实 制人变 为 。2) 发 对 为上 哈 ， 募 总 不 84,028.71 万元，发 价 为 11.70 元/ ， 售 为 36 个 。3) 《 决 弃协 》《 份 协 》， 定 件下孙 可恢复对上市公司 制 ， 孙 对上市公司 2025 至 2027 年度 业 作出 。

发 人 ：(1) 上 哈 及 受 份价 及 发 价 定依 ， 否存在 大差异， 合公司 价 变动情况， 否 利于保 上市公司及中小 东合 ；(2) 发 对 份 、 ， 发 完成后， 、 上 哈 及其一 动人 例变动情况；(3) 弃 决 及恢复孙 制 主 及合 性， 合上 哈 、 增 公司 全 划、具 体 式及 展 ， 孙 恢复公司 制 可 性；孙 作出 关业 定依 ， 否存在变 、延 、免 ， 业 实 及 偿履 否存 在 大不 定性；(4) 合 发 前后公司 变动情况、 决 弃协 具 体内容、业 实 及 偿、原实 制人减 安 、 事及 任情况 ， 一 否 制公司，上市公司 制 否 定，上 哈 否具备 发 ，上 哈 及 关 份 定 否 合 关 定；(5) 上 哈 具体 ， 否 及对外借 ， 如 ， 一 借 协 主 内容，后 安 ， 出借 基 情况及出借 原因， 否存在代 、关 关 或其他借 、共同 关 ，上 哈 份 例， 否 及 发 份；(6) 发 前，上市公司变 制 及主 ， 制 变 及 发 关各 安 主 内容及履 情况， 否存在应 事 ，上 哈 及 对公司 发展战 划，后 公司在业务、 、 售 否将发 大变化，对 发 否存在影响。

保 及发 人律师 并发 意 ， 其中 (5) 合 《 则 引 发 6 号》 9 并发 意 。

1

2025 3 14

32,721,710

13.76

14,363,882

15.28

603685.SH

9.93 /

8.85 /

80%

603578.SH

21.00 /

11.04 /

80%

1

2025 3 10

2025 3 14

11.70 /

/	1	2025/5/20		2025/6/16	
	2025/3/7				
/	15.28	18.83	23.23%	17.76	16.23%
000001.SH	3,372.55	3,380.48	0.24%	3,388.73	0.48%

/	1	2025/5/20		2025/6/16	
	2025/3/7				
WIND	2,598.35	2,783.61	7.13%	2,697.12	3.80%

2025 5 20

1

2025

A

71,819,411

A

71,819,411

/								
	32,721,710	13.60%	32,721,710	15.88%	104,541,121	33.46%	104,541,121	33.63%
	14,363,882	5.97%	14,363,882	6.97%	14,363,882	4.60%	14,363,882	4.62%
	47,085,592	19.57%	47,085,592	22.85%	118,905,003	38.06%	118,905,003	38.25%

= /
 = - 32,954,801 -
 1,540,000 =
 - 240,601,181 1,540,000 2025 4 30

19.57% 38.06%
 22.85% 38.25%

1

1

3

2025 3 14

11.70 /

71,819,411

32,721,710

2025 4 30

13.60%

2025 4 30

15.88%

14,363,882

2025

4 30


5.97%

2025 4 30

6.97%

47,085,592

2025



20%

1

2025

2026

2027

-20,000

[2025]210Z0014

2024

-6,830.41

Hello Inc.

2024

2

3

1

2010 8

To G

2

20

=

273,136,316.48

24.75%

1

71,819,411

/									

4	30	-	240,601,181	1,540,000	2025
22.85%					
Hello Inc.11.84%					
Hello Inc.					
Hello Inc.					
Hello Inc.100%					
Hong Kong					
Ride					
100%					
38.25%					
2					
2025 3 14					
32,954,801					
2025 3 14					

20

=

4

2025 3 14

(a)

24

20%

(b)

43,208,808

2025 5 19

43,208,808

79,400,092

25% 19,850,023

32,954,801

32,954,801

2

5

2025 5 6

2025 5 19 2025

2025 7 16

2025

Hello Inc. /

Hello Inc. /

Hello Inc. /

6

1

2

/

/

3

4

5



2025 4 30

15.88%

6.97%

12.90%

1

30%

3

22.85%

38.25%

36

2025

2

18

36

3

18

18

4

18

18

2024

40

1

/

2

Hello Inc.

3

4

6 9

6 9
1 2025 3 17 2025 5 9

/

Hello Inc.

Hello Inc.

2

3

4

6

9

1

APP

2

1

1

2025 3 14

13.76

--	--	--

	19,850,023	273,136,316.48
	2,438,544	33,554,365.44
	3,591,411	49,417,815.36
	3,363,600	46,283,136.00
	3,478,132	47,859,096.32
	32,721,710	450,250,729.60

32,954,801

13.77%

24

20%

24

43,208,808

APP

2025 2026 2027

-20,000

20

=

2

2025 3 14

14,363,882

6.00%

RMB15.28

90%

RMB219,480,117

3

2025 3 14

32,954,801

13.77%

A.

24

B.

C.

20%

2

1

2
2025 3 14
3
1

20 80% / 20 20 =
11.7 /

2
2025 A
71,819,411
30%

4
1.00

5

36

6

84,028.71087

7

1

2

3

4

3

4 2025 3 14

5 2025 3 14

6

20

7

1

8

2025

9

10

3

2024

4

5

6

9

6

2.关于前募 及

及公开 ， 1) 公司 2020 年公开发 可 债 入共享助力
 及 73,648 万元， 后全 回 为 4.25 年(含建 2 年)，
 后 内 为 24.84%；截 2025 年 4 30 ， 度为 64.18%。 2)
 募 不 8.4 亿元， 全 于 充 动 。

发 人 ： (1) 公司前 募 度 慢 具体原因， 实 境、可
 性 否发 大变化，后 否将 实 ，尚 使 募 具体 ，
 关 否充分；(2) 前 募 到 定可使 态 否存在延 ，
 否 定履 延 审 序及信息 ，不 及 原因及合 性，与前
 再 信息 内容 否一 ；(3) 募 具体 ， 合公司 余
 、 入净 、 和 口， 合 性。

保 及 会 师 《 则 引 发 7 号》 6 、《
 券 律 意 18 号》 5 并发 意 ， 发 人律师对公司
 募 使 及信息 否 并发 意 。

2

2025 4 30

2.64

2025-2027

2025 4-12

0.6

2026

1.2

2027

10

2

1

1

/

1

2

4.25 2

2025 8 4

2027 12

24.84%

2025 4 30

2020 5 22

2020-2021

2021

2021 2024

/

	2021	2022	2023	2024
	T+12	T+24	T+36	T+48
	10.28	12.98	15.18	17.11
	21.00	30.00	30.00	30.00
	1.02	1.07	0.99	0.86
	1.30	1.30	1.30	1.30
	1.44	1.57	1.57	1.56
	2.10	2.11	2.32	2.43
	5,518.41	7,917.89	8,598.04	8,356.41

2021

2024

1

2020

2021

2021

2

3

4

2025 3 31

95,361.32

		36,546.32
		58,050.13
		15,849.61
		23,007.90
		35,000.00
	= + + +	131,907.64
	= -	95,361.32

1

2025 3 31

	27,164.95
	43,752.19
	70,917.14
	1,301.80
= -	69,615.34
	33,069.02
= -	36,546.32

2025 3 31

69,615.34

2025 3 31

33,069.02

36,546.32

2

1

= ÷

2024

58,050.13

2024	a	41,775.10
2024	b	12,698.16
2024	c	14,189.00
2024	d=a+b-c	40,284.26
	i=360/h	1.02
	h=e+f-g	351.93
	e	87.10
	f	376.75
	g	111.92
	d/i	39,381.58
		18,668.55
		58,050.13

1
 2
 3 =360* /
 4 =360* + +
 + /
 5 =360* + +
 + /
 6
 7

	799.21	889.73	1,010.35	1,171.28
	11,231.79	12,461.01	14,090.78	16,254.91
	56,384.02	62,727.18	71,171.16	82,427.16
	1,875.91	1,689.68	1,956.80	2,311.49
	8,182.66	7,370.34	8,535.49	10,082.66
	-	-	-	-
	3,013.21	2,714.08	3,143.14	3,712.87
	13,071.78	11,774.10	13,635.42	16,107.02
= -	43,312.24	50,953.09	57,535.74	66,320.14
	=2027	-2024		23,007.90

4

2025 3 31

57,311.80

2026 11

35,000.00

	9,000
	6,000
	5,344
	9,000
	29,344
2025 3	57,311.80
	/
	35,000

		131,907.64
95,361.32		84,028.71

1

2025

A

2

3

4

5

6

7

4 30

5

18 5

1

万元、8,981.83 万元、11,231.79 万元和 10,903.29 万元，以原 和半成品为主， 告
内存 价准备分别为

1

2

3

3-5

2018 3

1 2023 2 28 1

145,018,289.29

87,950,849.00

57,067,440.00 2018 3 1

2023 2 28

2019 4 19 2023 2 28

4

2025 1-3	1			527.89	6.33%
	2			371.21	4.45%
	3			346.92	4.16%
	4			268.69	3.22%
	5			223.97	2.69%
				1,738.68	20.85%
2024	1			4,506.98	9.84%
	2			2,099.30	4.59%
	3			1,204.74	2.63%

	4			895.88	1.96%
	5			888.70	1.94%
				9,595.60	20.96%
2023	1			4,576.63	8.39%
	2			2,035.79	3.73%
	3			1,986.18	3.64%
	4			1,894.92	3.48%
	5			1,662.03	3.05%
				12,155.55	22.30%
2022	1			7,401.50	10.92%
	2			3,000.26	4.43%
	3			1,977.36	2.92%
	4			1,464.20	2.16%
	5			1,461.80	2.16%
				15,305.12	22.59%

2022

2023

2023

2024

2023

2025

1-3

2021

11

2024

3

2,096

/

2024

2024

800

2024

					2017	
					2019	
					2021	
					2015	
					2021	
					2011	
					2011	
					2012	
		2009	20,000		2013	

5

	2025	1-3	2024	2023	2022
		42	94	128	134
/		86.86	195.20	235.27	315.64
		3,647.98	18,348.82	30,114.15	42,296.30

	2025 1-3	2024	2023	2022

2025 1-3

	2025 1-3	2024	2023	2022
	5	60	88	79
	4	28	29	34
	80.00%	46.67%	32.95%	43.04%

1

2

6

1

2

2018

2021

1
 ESG 2023 2023 2024 2025 6
 8 2021 11
 300 2024 2024
 500 2
 2024 11 APP 4,353
 2,836 2025
 560 2024
 700

2025 1-3			2024			2023			2022		
	750.70	47.28 %		4,222.78	39.27%		4,760.42	33.25 %		5,839.01	35.78%
	167.19	10.53 %		1,551.81	14.43%		2,385.65	16.66 %		2,368.70	14.51%
	138.09	8.70%		1,332.88	12.40%		1,573.53	10.99 %		1,387.63	8.50%

2025 1-3			2024			2023			2022		
	121.38	7.64%		580.97	5.40%		996.44	6.96%		1,267.2 3	7.76%
	59.12	3.72%		508.36	4.73%		736.84	5.15%		1,163.4 6	7.13%
	56.33	3.55%		477.52	4.44%		554.55	3.87%		878.55	5.38%
	55.99	3.53%		460.62	4.28%		509.03	3.56%		649.30	3.98%
	50.66	3.19%		379.01	3.53%		455.97	3.18%		512.25	3.14%
	35.67	2.25%		299.90	2.79%		330.73	2.31%		435.23	2.67%

23.82

	2025 1-3	2024	2023	2022
	1,035.16	6,719.30	8,846.56	9,357.13
/	1.53	1.60	1.62	1.74
	1,587.89	10,752.02	14,316.87	16,321.36

6

1

	2025 1-3		2024		2023		2022	
	1,575.1 5	85.82%	8,133.2 5	89.42%	469.78	21.91%	-	-
	26.86	1.46%	223.59	2.46%	1,106.1 2	51.58%	186.9	59.45%
	233.44	12.72%	739.1	8.13%	568.71	26.52%	127.4 7	40.55%
	1,835.4 5	100.00 %	9,095.9 4	100.00 %	2,144.6 2	100.00 %	314.3 7	100.00 %

2024 2025 1-3

85%

35Mpa

70Mpa

2023

2023 2024

2

3

APP

4

2025 1-3	1	()	()	414.95	4.98%

	2			316.52	3.80%
	3			88.31	1.06%
	4			65.04	0.78%
	5			58.18	0.70%
				943.00	11.31%
2024	1			1,455.37	3.18%
	2	() ()		1,059.13	2.31%
	3	()		772.54	1.69%
	4			550.33	1.20%
	5			453.84	0.99%
				4,291.21	9.37%
2023	1			959.29	1.76%
	2			87.59	0.16%
	3			58.41	0.11%
	4			57.72	0.11%
	5			46.56	0.09%
				1,209.57	2.22%
2022	1			3.54	0.01%
	2			3.40	0.01%
	3			2.27	0.00%
	4			1.81	0.00%
	5			1.51	0.00%
				12.53	0.02%

2022

2023

2022

2023

2024

2025

1-3

		2014	50		2023	
		2011	1,100		2018	
		2011	4,795		2013	

2018 1,000

2020

5

2023 2025 1-3

	2025 1-3	2024	2023
	1,575.15	8,133.25	469.78
	2.75	14.41	0.83
	-23.78%	45.13%	/
/	573.66	564.33	567.78
	1.65%	-0.61%	/

2023 12 2023 2023 2023
 12 2024 2023 12 2024
 2025 1-3 2025 1-3 2024

2023 2025

2025

1

2024

2024

2025 1-3

2025 1-3

12L

2024 0.32% 5.44%

6

2023 2024

1 2023

2 2024

2023

2024

1

	2025 1-3		2024		2023		2022	
	890.15	90.12%	6,357.87	98.85%	5,332.27	98.53%	4,362.76	83.33%

3

4

2025 1-3	1	NSP Europe LTD		148.90	1.79%
	2			49.09	0.59%
	3			43.98	0.53%
	4			39.60	0.47%
	5	Dormakaba India Private Limited		38.88	0.47%
					320.45
2024	1	NSP Europe LTD		2,317.82	5.06%
	2			282.27	0.62%
	3	Dormakaba India Private Limited		106.75	0.23%
	4			66.14	0.14%
	5			45.94	0.10%
					2,818.92
2023	1	NSP Europe LTD		1,077.71	1.98%
	2			998.90	1.83%
	3			205.39	0.38%
	4	Dormakaba India Private Limited		147.35	0.27%
	5			41.91	0.08%
					2,471.26
2022	1	NSP Europe LTD		1,775.69	2.62%
	2			725.56	1.07%

	3			249.56	0.37%
	4			113.65	0.17%
	5			111.13	0.16%
				2,975.59	4.39%

NSP Europe LTD
Dormakaba India Private Limited

NSP Europe LTD2023

2022

2023

2024

2024

2022

		2018	11,000		2022	
		1989	30,000		2022	
		2012	29,700		2008	

50

NSP Europe LTD

Dormakaba India Private Limited

2024

2,000

2022

205.39

2025

5

	2025	1-3	2024	2023	2022
		512.48	4,540.40	3,350.96	3,455.14
		51.88%	70.59%	61.92%	65.99%
		1.90	14.71	11.58	10.08
		-48.46%	26.99%	14.94%	/
/		270.37	308.65	289.26	342.82
		-12.40%	6.70%	-15.62%	/

2025 1-3

2025 1-3

2024

2

3

4

1

2025 1-3	1			263.19	3.16%
	2			12.26	0.15%
				275.45	3.31%
	1			526.65	1.15%
	2			81.42	0.18%

3

2024

2023	1			460.82	0.85%
	2			252.43	0.46%
	3			239.44	0.44%
	4			221.31	0.41%
	5			187.05	0.34%
					1,361.05
2022	1			1,462.18	2.16%
	2			916.08	1.35%
	3			402.09	0.59%
	4			114.82	0.17%
	5			81.37	0.12%
					2,976.54

2023

					2013	
					2019	
					2018	
		2002	3,000		2012	
		2019	160,000		2020	
		2020	3,300		2023	

		2021	12,000		2022	
		2003	20,500		2024	
		2010	2,000		2013	
		2000	22,539,208. 43		2022	
		2001	958		2023	
		2016	2,790		2018	

5

6

5

1

	2025 1-3	2024	2023	2022
	208.23	1536.73	2397.08	1,773.48
	133.09	866.94	873.12	947.39
	50.81	324.53	334.57	337.92
	50.47	209.51	143.7	123.15
	29.83	198.08	265.89	435.23
	26.62	349.29	249.66	253.41
	18.12	531.26	235.23	274.48
	2.88	436.59	173.64	155.69
	0.32	53.12	610.38	320.84
	-	1,286.17	1,347.87	429.46
	520.37	5,792.22	6,631.14	5,051.05

2

	2025 1-3	2024	2023	2022
	3,647.98	18,348.82	30,114.15	42,296.30
	1,587.89	10,752.02	14,316.87	16,321.36
	230.63	663.18	1,674.84	314.37
	280.81	1,153.75	2,533.55	3,595.76

1
 2
 2023 2024 2023

3

1

	2025	1-3	2024	2023	2022
		131.55	641.12	420.51	228.28
		61.58	563.55	321.33	257.95

2

	2025	1-3	2024	2023	2022
		987.79	6,431.96	5,411.75	5,235.62

3

	2025 1-3	2024	2023	2022
	20,519	150,094	112,225	103,456

2023 12

1

	2025 1-3	2024	2023
	262.97	1,014.28	129.82
	247.57	1,618.73	634.02
	31.68	151.22	21.49

2023 12

2023

2023 12

2

	2025 1-3	2024	2023
	1,604.82	8,432.76	469.78

2023 12

2023

12

3

	2025 1-3	2024	2023
	28,872	138,435	10,109

2023 12

2023

2023 12

1

	2025 1-3		
	3,647.98	43.74%	-27.97%
	1,587.89	19.04%	-65.75%
	1,835.45	22.01%	39.62%
	987.79	11.84%	35.69%
	280.81	3.37%	32.34%
	8,339.92	100.00%	-10.72%

	2024		
	18,348.82	40.08%	-12.70%
	10,752.02	23.49%	-4.15%
	9,095.94	19.87%	51.33%
	6,431.96	14.05%	29.78%
	1,153.75	2.52%	17.29%
	45,782.49	100.00%	8.75%
	2023		
	30,114.15	55.23%	12.77%
	14,316.87	26.26%	4.58%
	2,144.62	3.93%	26.78%
	5,411.75	9.93%	20.87%
	2,533.55	4.65%	7.48%
	54,520.94	100.00%	11.73%
	2022		
	42,296.30	62.42%	15.19%
	16,321.36	24.09%	4.35%
	314.37	0.46%	25.20%
	5,235.62	7.73%	26.44%
	3,595.76	5.31%	10.46%
	67,763.41	100.00%	13.25%

2

1

1

	2025	1-3	2024	2023	2022
		42	94	128	

	2025 1-3	2024	2023	2022	
	371.21	4,579.21	4,576.63	7,401.50	500
	217.03	778.77	1,505.30	1,403.94	104
	346.92	1,713.76	1,986.18	2,306.92	90
	223.97	895.88	1,662.03	1,464.20	105

2025 1-3 2023 2025
 -28.80% -39.07% -20.47%

-20.62% -21.12% 11.27%

2025 1-3

2025

42,296.30 30,114.15

18,348.82 3,647.98

2022 -2023

2024 2025 1-3

1

1

2

3

2

2

1

Avaya

	2025 1-3	2024	2023	2022
	1,035.16	6,719.30	8,846.56	9,357.13

	2025 1-3	2024	2023	2022
	1,587.89	10,752.02	14,316.87	16,321.36

2025 1-3			2024			2023			2022		
	750.70	47.28 %	4,222.7 8	39.27%		4,760.4 2	33.25 %		5,839.0 1	35.78%	
	167.19	10.53 %	1,551.8 1	14.43%		2,385.6 5	16.66 %		2,368.7 0	14.51%	
	138.09	8.70%	1,332.8 8	12.40%		1,573.5 3	10.99 %		1,387.6 3	8.50%	
	121.38	7.64%	580.97	5.40%		996.44	6.96%		1,267.2 3	7.76%	
	59.12	3.72%	508.36	4.73%		736.84	5.15%		1,163.4 6	7.13%	
	56.33	3.55%	477.52	4.44%		554.55	3.87%		878.55	5.38%	
	55.99	3.53%	460.62	4.28%		509.03	3.56%		649.30	3.98%	
	50.66	3.19%	379.01	3.53%		455.97	3.18%		512.25	3.14%	
	35.67	2.25%	299.90	2.79%		330.73	2.31%		435.23	2.67%	
	23.82	1.50%	200.65	1.87%		326.78	2.28%		377.73	2.31%	
	128.94	8.12%	737.53	6.86%		1,686.9 4	11.78 %		1,442.2 7	8.84%	
	1,587.8 9	100.00 %	10,752. 03	100.00 %		14,316. 88	100.00 %		16,321. 36	100.00 %	

2025 1-3

2

	2025 1-3	2024	2023	2022
--	-----------------	-------------	-------------	-------------

	2025 1-3	2024	2023	2022
	19.98	20.90	23.93	23.74
	52,581.74	52,447.75	55,981.57	56,014.07
	2,428.58	10,240.05	11,384.37	11,851.10

16,321.36

14,316.87 10,752.02 1,587.89 2024 2025 1-3

2024 2025 1-3

3

2023

2023

2023 12 2024 2025 1-3

80% 50%

2024 2025 1-3

2024 2023 12 0.61% 2025 1-3 2024 1.65%

2025 1-3 12L

2024 0.32% 5.44%

2023 12

2025 3

/

2025 1-3	27.92	101.73
2024	27.67	109.27

2023	12	110.62

				2024	2025
1-3		1.47%	1.41%	A00	
2024	2025	1-3		5.73%	2.61%
			2024	2025	1-3
	-2.03%	-6.09%	2023	2024	2025
				-3.87%	-30.87%
		2025	1-3		

4

NSP Europe LTD

	2025	1-3	2024	2023	2022
		512.48	4,540.40	3,350.96	3,455.14
		51.88%	70.59%	61.92%	65.99%
		1.90	14.71	11.58	10.08
		-48.46%	26.99%	14.94%	/
/		270.37	308.65	289.26	342.82
		-12.40%	6.70%	-15.62%	/

2025 1-3

2025 1-3

2024

35.69% 2023 26.44% 20.87% 29.78%

2022 2024
2025 1-3

5

1,153.75 280.81 3,595.76 2,533.55
32.34% 2025 1-3 10.46% 7.48% 17.29%
22.79% 97.37%
41.06% 2025 1-3 4.37%

1

2024 2025 1-3 -12.70% -27.97%
1

2

2

2024 2025 1-3 -4.15% -65.75%

		2025 1-3	2024	2023	2022
603776.SH	-	-27.97%	-12.70%	12.77%	15.19%
834069.NQ	-		20.97%	22.96%	20.21%

15.19% 12.77% -12.70% -27.97%

1

	2025 1-3	2024	2023	2022			
	8,339.92	-26.25%	45,782.49	-16.03%	54,520.94	-19.54%	67,763.41
	9,233.87	-7.89%	41,775.10	-13.20%	48,125.83	-18.14%	58,787.65
	-893.95	-169.69%	4,007.39	-39.52%	6,626.42	-26.17%	8,975.76
	2,409.68	-6.75%	12,698.16	4.91%	12,103.88	11.20%	10,885.23
-	998.12	679.18%	-5,091.02	50.74%	-10,335.60	17.37%	-12,507.68

2

	2024		2023		2022
	43,239.09	3.23%	41,887.94	3.28%	40,555.93
	32,138.79	5.59%	30,438.30	-1.99%	31,057.40
	11,100.29	-3.05%	11,449.64	20.54%	9,498.52
	8,504.77	2.85%	8,268.98	8.62%	7,612.76
-	1,174.52	113.14%	551.06	194.30%	-584.37
	4,327.95	9.59%	3,949.33	116.08%	1,827.73
	3,690.35	2.64%	3,595.29	84.04%	1,953.58

2025 1-3

1

2

3

4

2023

2024

3

1

2

1

2024

2024

14,381.25

10,205.47

2025

3,050.61

2026

1,125.17

2027

2

2025 6

100%

2025

12,000

1

2025 5

31

754.92

TUV

2

1

	2025	2024
	150,000	150,000
	28,872	138,435
	76.99%	92.29%

2025

	2025	2024	2023	2022
	150,000	150,000	120,000	100,000
	20,519	150,094	112,225	103,456
	54.72%	100.03%	93.52%	103.46%

2025

2022

2024

2025

2

		2025	1-3	2024	2023	2022
			3,306	44,852	32,116	39,327
			4,539	47,576	31,206	47,105
			20,519	150,094	112,225	103,456
			18,955	147,107	115,845	100,785
			28,872	138,435	/	/
			27,458	144,122	/	/

2025 1-3

	2025	1-3	2024	2023	2022
		-84.42	772.17	907.31	351.89
		-998.12	5,091.02	10,335.60	12,507.68
		2,966.91	12,330.04	13,374.03	14,183.46
		17.68	114.25	235.96	404.31
		57.74	232.60	153.37	148.30
		362.72	1,512.10	4,123.28	5,992.66
		-0.04	-67.44	80.76	-1,022.79
		0.70	-23.75	207.13	935.52
		-	-6,959.40	-3,318.50	-6,101.80
		861.03	4,572.70	4,291.02	3,751.88
		-96.99	-1,607.05	-1,520.82	-543.61
		15.16	-61.27	1,370.72	-1,555.69
		149.16	147.52	-724.06	856.23
		362.20	-2,340.17	-1,269.89	-1,051.27
		620.56	8,751.73	9,095.02	-3,841.52
		-3,001.23	-2,147.91	-2,423.87	-5,182.03
		-1,228.02	13,722.39	21,780.67	12,892.88

		-6,940.35	-13,136.42	-6,594.77	
-2,461.08			12,892.88	21,780.67	
13,722.39	-1,228.02				
19,833.23	34,917.09	20,317.16	1,233.06	2022	2024

2022	2024						
				12,859.57	11,242.91	5,863.19	
	2025	1-3				1,082.54	
2							
						20,176.12	
17,497.31	13,842.14		3,329.63				
3							
			Hello Inc.				
	6,101.80	3,318.50	6,959.40	0	2022	2024	
4							
	4,184.93	4,460.86	4,524.41	947.27			
5							
2022							
3,841.52	2023	2025	1-3				
	9,095.02	8,751.73	620.56				
1							
	2	2022					
2023	2025	1-3					

98,342.89

94,703.02 86,116.64 81,211.68

	2025 3 31	2024 12 31	2023 12 31	2022 12 31
	27,164.95	52,386.73	28,698.02	55,747.97
	10,294.53	10,229.91	16,005.00	19,594.91
	43,752.19	23,500.00	50,000.00	23,000.00
	81,211.68	86,116.64	94,703.02	98,342.89

1

2022 2024

12,892.88

21,780.67 13,722.39

2 2020

87,346.11

1

	2025 /2025 3 31	2024 /2024 12 31	2023 /2023 12 31	2022 /2022 12 31
	83,664.16	90,409.83	96,522.95	98,021.94
	345.15	2,469.21	2,340.53	2,601.71
	1.65%	2.73%	2.42%	2.65%
	0.95%	1.45%	1.65%	1.65%

1 = +
 /2
 2

2.65% 2.42% 2.73% 1.65%

2025 1-3

2.35%

2024

3.35%

1 2025 1-3

1

	933 SRTF33	5,000.00	2.19%	2024-12-26	2025-7-1
	935 SRTF35	5,000.00	2.19%	2024-12-27	2025-7-1
	937 SRTF37	5,000.00	2.19%	2024-12-31	2025-7-1
	B 003185	5,000.00		2024-12-31	2025-1-2
	953 SRTQ53	5,000.00	2.09%	2025-1-8	2025-7-1
	- 26 7 ZWM06S	20,000.00	2.59%	2025-1-9	2025-7-8
	6066 FOF	3,500.00	2.89%	2024-12-25	2025-12-22

2

		/			
		8,000.00	2024-12-27	2027-1-4	2.350%
		2,000.00	2024-12-27	2027-1-8	2.350%

2 2024

1

	- 2	5,000.00	3.95%	2023-1-18	2024-1-15
	1047 SBX115	5,000.00	2.45%	2023-12-26	2024-6-24
	1048 SBX461	5,000.00	2.45%	2023-12-29	2024-6-27
	- 2 118 [211801]	4,000.00	3.65%	2023-11-15	2024-12-9
	- 1 39 2 ()	3,000.00	3.60%	2023-11-21	2024-12-16
	- 2 125 1 [212501]	10,000.00	3.75%	2023-12-20	2024-12-16
	1045 SBR534	5,000.00	2.85%	2023-12-19	2024-12-19
	- 3 38 1	5,000.00	3.80%	2023-12-27	2024-12-23
	1046 SBW231	5,000.00	2.85%	2023-12-26	2024-12-26
	a 150 SRKV03	5,000.00	3.00%	2024-7-1	2024-12-27
	- 3 39 1 XM3411	5,000.00	3.75%	2024-1-4	2024-12-30
	- 2 123 1 212301	3,000.00	3.70%	2023-12-20	2024-12-16
	933 SRTF33	5,000.00	2.19%	2024-12-26	2025-7-1
	935 SRTF35	5,000.00	2.19%	2024-12-27	2025-7-1
	937 SRTF37	5,000.00	2.19%	2024-12-31	2025-7-1
	B 003185	5,000.00		2024-12-31	2025-1-2
	6066 FOF	3,500.00	2.89%	2024-12-25	2025-12-22

2

--	--	--	--	--	--

		15,000.00	2021-12-31	2024-12-16	3.35%	
		5,000.00	2024-1-25	2024-7-25	1.70%	
		8,000.00	2024-12-27	2027-1-4	2.350%	
		2,000.00	2024-12-27	2027-1-8	2.350%	

3 2023

1

		79	10,000.00	2.05%	2022-7-26	2023-1-30
		- 17	2,000.00	3.75%	2022-11-8	2023-4-11
		- 1 39 1	3,000.00	3.80%	2022-11-21	2023-5-22
		- 7 19 1	3,000.00	3.75%	2022-11-28	2023-5-29
	2	A [SYQ455]	6,000.00	2.80%	2023-1-17	2023-7-17
	3	A [SYQ456]	4,000.00	3.35%	2023-1-17	2023-7-17
		A 619 [SYQ364]	5,000.00	1.50%	2023-1-17	2023-7-17
		3 - 192	5,000.00	3.70%	2023-1-19	2023-7-18
		A 622 SYT597	5,000.00	1.00%	2023-2-7	2023-5-8
		A 623 SYT598	5,000.00	1.50%	2023-2-7	2023-8-7
	2 -	177 ZJCFOL	8,000.00	3.65%	2023-2-9	2023-11-7
	5 -	60 ZJCFP8	10,000.00	3.55%	2023-2-23	2023-8-22
	6 -	75 ZJCFPF	2,000.00	3.40%	2023-3-2	2023-8-29
	2023		3,000.00	3.00%	2023-4-14	2023-7-14
		303				
	7	A S2L280	5,000.00	3.45%	2023-5-15	2023-11-13

	- 1 39 1	3,000.00	3.30%	2023-5-23	2023-11-21
	9C212002	5,000.00	2.90%	2023-5-25	2023-11-25
	1	1,000.00	2.80%	2023-5-31	2023-10-13
	2023 373	3,000.00	2.80%	2023-7-17	2023-8-17
	9 A [S2X273]	10,000.00	2.75%	2023-7-21	2023-12-20
	10 A [S2X947]	5,000.00	3.10%	2023-7-25	2023-12-25
	- 3 - 16 -014 HY031N	5,000.00	5.00%	2023-7-26	2023-12-25
	43 S2Z461	5,000.00	1.50%	2023-8-11	2023-12-11
	5 95 [ZJCFV6]	5,000.00	3.10%	2023-9-21	2023-12-19
	FOF 6066	5,000.00		2022-4-28	
	A 659 [SBR097]	4,000.00	1.80%	2023-11-17	2023-12-25
	- 6 - 1 -001 HY061A	700.00	2.80%	2023-2-9	2023-8-8
	25 ZJCFOU	800.00	3.50%	2023-2-16	2023-8-15
	6 70 ZJCFU8	700.00	3.00%	2023-8-17	2023-11-14
	5 74 ZJCFUG - 14	1,300.00	3.00%	2023-8-24	2023-11-21

		4,000.00	2.68%	2022-1-21	2022-2-25
		2,000.00	2.99%	2022-1-21	2022-4-24
	CSDVY202212195	1,000.00	1.50%	2022-1-25	2022-4-27
	CSDVY202212196	1,000.00	5.31%	2022-1-25	2022-4-27
	A 478	3,000.00	1.00%	2022-1-27	2022-4-28
	A 480	3,000.00	0.50%	2022-1-27	2022-4-28
	A 479	4,000.00	1.50%	2022-1-27	2022-4-28
		1,000.00	3.08%	2022-2-23	2022-7-13
	CSDVY202213338	1,000.00	1.50%	2022-3-2	2022-5-30
	CSDVY202213339	1,000.00	3.30%	2022-3-2	2022-5-31
	- 6	3,000.00	3.10%	2022-4-27	2022-10-27
		2,000.00	3.82%	2022-4-27	2022-7-27
	- 2	2,000.00	2.13%	2022-4-27	2022-11-17
	09530	5,000.00	2.95%	2022-4-30	2022-5-30
		2,000.00	3.82%	2022-5-7	2022-8-9
	- 17	2,000.00	3.40%	2022-6-9	2022-11-8
	10051	3,000.00	3.32%	2022-6-9	2022-9-7
	A	1,000.00	2.06%	2022-6-8	2022-11-17
	- 27	2,000.00	3.45%	2022-6-16	2022-11-15
	- 36	1,000.00	3.50%	2022-6-23	2022-11-22
	- 44	1,000.00	3.50%	2022-6-30	2022-11-29

	-	800.00	1.50%	2022-7-14	2022-7-20
		2,000.00	2.38%	2022-8-10	2022-11-10
	1	2,000.00	0.15%	2022-9-14	2022-12-29
	3 2	2,000.00	0.00%	2022-9-22	2022-12-21
	- 0201	1,500.00	2.79%	2022-1-18	2022-5-24
	- 0201	1,300.00	2.79%	2022-1-18	2022-12-21
	- 0201	200.00	2.79%	2022-8-30	2022-12-21
	79	10,000.00	2.05%	2022-7-26	2023-1-30
	- 17	2,000.00	3.75%	2022-11-8	2023-4-11
	- 1 39 1	3,000.00	3.80%	2022-11-21	2023-5-22
	- 7 19 1	3,000.00	3.75%	2022-11-28	2023-5-29
	6066 FOF	5,000.00		2022-4-28	-

2

		/			
		15,000.00	2021-12-31	2024-12-30	3.35%
		2,000.00	2022-4-27	2025-4-26	3.25%
		2,000.00	2022-4-29	2025-4-28	3.45%

2025

5% 2025 3 1,301.80

Hello Inc

Hello Inc

Hello Inc

2014 8 8 100% 2017 9 18

1,000 2,620
100% 38.17%

2017 12 12 2018 5 30

2018 10 30

Hello Inc. HB Technologies Corporation

Hello Inc. 2025 3 31 Hello

Inc. 6.0810%

Hello Inc. Hello

Inc. 1,000

Hello Inc.

Hello Inc

1

Hello Inc

2019 1 1

Hello Inc.

22

22

22

22

Hello Inc.

Hello Inc.

Hello Inc.

Hello Inc.

Hello Inc.

Hello Inc.

2022 12 31 2023 12 31 2024 12 31

HELLO INC.

.(5

FQFNS TK5W FYQ-Held-Company Equity

Securities Issued as (TRUJSX FNS

.(5

FQFNS TK

Portfolio Company Investments of Venture Capital and Private Equity Funds and Other

.S[JXR JSY(TRUFSNX

IPO

Hello Inc.

2024

Hello Inc.

Hello Inc.

	2024	2023	2022
	218,631.60	211,672.20	208,353.70

Hello Inc.

Hello Inc.

Hello Inc.

Hello Inc.

	2025 1-3	2024	2023	2022
	-	6,959.40	3,318.50	6,101.80

2

2017

33

49,966.36

51,832.40

Hello Inc.

49,966.36

2019

Hello Inc.

22

77,657.34

2019

2019

2022

Hello Inc.

Hello Inc.

	2021	2020	2019
	365.00	23,451.80	50,811.40

5		592.52	0.74%		316.52	3.80%	
		4,737.74	5.96%	/	1,977.49	23.71%	/
2024 12 31							
1		282.19	0.36%		4,541.04	9.92%	
2	NSPEuropeLTD	861.85	1.09%		2,318.88	5.06%	
3		463.93	0.59%		2,099.30	4.59%	
4		429.13	0.54%		1,455.37	3.18%	
5		1,755.25	2.21%		1,204.74	2.63%	
		3,792.35	4.78%	/	11,619.33	25.38%	/
2023 12 31							
1		295.85	0.34%		4,576.63	8.39%	
2		1,352.08	1.54%		2,050.84	3.76%	
3		2,891.32	3.29%		1,986.18	3.64%	
4		608.87	0.69%		1,902.24	3.49%	
5		-	-		1,662.03	3.05%	
		5,148.12	5.87%	/	12,177.92	22.33%	/
2022 12 31							
1		201.84	0.22%		8,863.68	13.08%	
2		406.89	0.44%		3,000.26	4.43%	
3		3,093.36	3.31%		1,977.36	2.92%	
4	NSPEuropeLTD	249.09	0.27%		1,775.69	2.62%	
5		-	-		1,464.20	2.16%	

		3,951.18	4.23%	/	17,081.19	25.21%	/

1

2

2022 2023

2024 2025 1-3

2023

3

4

1

1

	2025	3	31	2024	12	31	2023	12	31	2022	12	31
1	20,058.28		25.21%	16,082.90		20.28%	25,406.87		28.95%	35,690.90		38.22%
1 2	12,886.46		16.20%	14,576.97		18.39%	18,046.38		20.56%	24,758.70		26.52%
2 3	10,049.37		12.63%	11,023.51		13.90%	19,374.20		22.07%	14,059.93		15.06%
3 4	15,752.83		19.80%	16,267.50		20.52%	11,018.22		12.55%	9,632.49		10.32%
4	20,809.08		26.16%	21,334.33		26.91%	13,922.94		15.86%	9,232.83		9.89%
	79,556.02		100.00%	79,285.21		100.00%	87,768.62		100.00%	93,374.85		100.00%

57,683.95 62,361.74 63,202.31 59,497.74
61.78% 71.05% 79.72% 74.79%

2

2025 3 31									
	1	1-2	2-3	3-4	4				
	17,116.24	11,346.26	9,898.50	15,203.42	15,362.80	68,927.22	86.64%	2,614.48	3.79%
	121.57	27.68	-	62.20	1,327.45	1,538.90	1.93%	50.84	3.30%
	1,707.95	1,110.40	0.04	-	-	2,818.39	3.54%	319.21	11.33%
	443.02	122.14	37.29	20.77	62.52	685.74	0.86%	222.68	32.47%
	669.49	279.97	113.54	466.45	4,056.31	5,585.76	7.02%	417.94	7.48%
	20,058.28	12,886.46	10,049.37	15,752.83	20,809.08	79,556.01	100.00%	3,625.15	4.56%
2024 12 31									
	1	1-2	2-3	3-4	4				
	12,809.53	12,826.13	10,864.31	15,718.08	15,680.39	67,898.43	85.64%	5,860.91	8.63%
	83.18	28.98	-	62.20	1,377.28	1,551.65	1.96%	99.25	6.40%

	1,429.22	1,133.41	24.04	-	-	2,586.66	3.26%	730.82	28.25%
	1,026.71	124.21	14.52	20.77	62.52	1,248.74	1.57%	1,005.29	80.50%
	734.25	464.24	120.65	466.45	4,214.14	5,999.73	7.57%	711.28	11.86%
	16,082.90	14,576.97	11,023.51	16,267.50	21,334.33	79,285.21	100.00%	8,407.56	10.60%
2023 12 31									
	1	1-2	2-3	3-4	4				
	20,269.44	17,276.48	18,694.07	9,314.80	8,660.61	74,215.40	84.56%	19,863.43	26.76%
	101.25	166.54	-	1,220.15	1.60	1,489.54	1.70%	506.50	34.00%
	2,935.58	25.81	40.67	-	-	3,002.06	3.42%	1,740.04	57.96%
	1,058.91	46.66	24.49	18.85	112.94	1,261.84	1.44%	975.71	77.32%
	1,041.68	530.90	614.97	464.43	5,147.79	7,799.78	8.89%	2,197.27	28.17%
	25,406.87	18,046.38	19,374.20	11,018.22	13,922.94	87,768.62	100.00%	25,282.96	28.81%
2022 12 31									
	1	1-2	2-3	3-4	4				
	30,079.91	23,354.45	11,408.97	6,751.81	6,384.33	77,979.46	83.51%	31,297.74	40.14%
	272.38	4.22	1,402.27	1.26	0.34	1,680.47	1.80%	713.35	42.45%
	113.49	40.50	-	-	-	153.99	0.16%	112.21	72.87%
	1,468.72	26.36	22.1	93.43	19.60	1,630.21	1.75%	1,380.44	84.68%
	3,756.41	1,336.60	1,226.59	2,785.98	2,825.14	11,930.72	12.78%	5,391.25	45.19%
	35,690.90	24,762.13	14,059.93	9,632.49	9,229.40	93,374.85	100.00%	38,894.99	41.65%

2025 5 31

83%

1

2025 3 31											
	1	1-2	2-3	3-4	4		%		%		%
	13,268.1 8	8,914.95	8,653.24	14,152.4 0	13,248.9 4	58,237.7 1	73.20	27,551. 72	47.00	1,392.6 8	2.39
	3,119.08	2,400.79	1,228.52	404.06	6.16	7,158.61	9.00	1,109.0 3	15.00	832.51	11.63
	728.99	30.52	16.74	646.96	2,107.70	3,530.91	4.44	2,882.2 0	82.00	389.28	11.03
	17,116.2 5	11,346.2 6	9,898.50	15,203.4 2	15,362.8 0	68,927.2 3	86.64	31,542. 96	46.00	2,614.4 8	3.79
2024 12 31											
	1	1-2	2-3	3-4	4		%		%		%
	10,297.6 7	9,822.98	9,100.38	14,583.9 4	13,555.2 1	57,360.1 8	72.35	28,103. 20	49.00	3,501.3 6	6.10
	2,307.61	2,985.03	1,744.99	484.06	6.16	7,527.85	9.49	1,318.3 5	18.00	2,140.5 7	28.44
	204.24	18.12	18.94	650.08	2,119.02	3,010.40	3.80	2,823.2 1	94.00	218.99	7.27
	12,809.5 2	12,826.1 3	10,864.3 1	15,718.0 8	15,680.3 9	67,898.4 3	85.64	32,244. 76	47.00	5,860.9 1	8.63
2023 12 31											
	1	1-2	2-3	3-4	4		%		%		%
	16,626.2 8	12,644.1 9	16,700.8 8	8,838.34	6,842.55	61,652.2 4	70.24	22,576. 20	37.00	13,850. 63	22.47
	3,261.26	4,615.75	1,343.11	23.82	62.60	9,306.54	10.60	1,324.1 2	14.00	5,599.4 0	60.17
	381.90	16.54	650.08	452.64	1,755.45	3,256.61	3.71	2,866.5 6	88.00	413.40	12.69
	20,269.4 4	17,276.4 8	18,694.0 7	9,314.80	8,660.60	74,215.3 9	84.56	26,766. 89	36.00	19,863. 43	26.76
2022 12 31											
	1	1-2	2-3	3-4	4		%		%		%
	24,425.7 6	20,293.5 9	10,089.3 9	6,540.95	2,712.71	64,062.4 0	68.61	12,795. 23	20.00	22,193. 28	34.64
	4,205.38	2,312.35	630.11	56.83	52.37	7,257.04	7.77	746.75	10.00	5,613.7 5	77.36
	1,448.77	748.50	689.47	154.04	3,619.24	6,660.02	7.13	4,363.2 8	66.00	3,490.7 2	52.41
	30,079.9 1	23,354.4 4	11,408.9 7	6,751.82	6,384.32	77,979.4 6	83.51	17,905. 26	23.00	31,297. 74	40.14

2025 5 31

2

2025 3 31											
	1	1-2	2-3	3-4	4		%		%		%
	83.20	27.31	-	-	0.17	110.68	0.14	18.88	17.00	20.99	18.96
	13.55	0.37	-	-	0.10	14.02	0.02	1.10	8.00	13.55	96.62
	24.82	-	-	62.20	1,327.18	1,414.20	1.78	1,392.61	98.00	16.31	1.15
	121.57	27.68	-	62.20	1,327.45	1,538.90	1.93	1,412.59	92.00	50.84	3.30
2024 12 31											
	1	1-2	2-3	3-4	4		%		%		%
	59.23	28.61	-	-	-	87.84	0.11	16.00	18.00	29.49	33.58
	-	0.37	-	-	0.10	0.47	-	0.15	31.00	-	-
	23.95	-	-	62.20	1,377.18	1,463.33	1.85	1,442.49	99.00	69.75	4.77
	83.18	28.98	-	62.20	1,377.28	1,551.64	1.96	1,458.64	94.00	99.25	6.40
2023 12 31											

%

							%		%		%
	1	1-2	2-3	3-4	4						
	228.28	0.91	-	-	-	229.19	0.25	11.55	5.00	225.72	98.48
	11.33	-	-	-	-	11.33	0.01	0.45	4.00	8.89	78.52
	32.77	3.30	1,402.27	1.26	0.34	1,439.94	1.54	622.57	43.00	478.74	33.25
	272.38	4.21	1,402.27	1.26	0.34	1,680.46	1.80	634.57	38.00	713.35	42.45

2025 5 31

2024 2025 1-3

100%

	2025 3 31	2024 12 31	2023 12 31	2022 12 31
	950.00	1,000.00	1,220.00	1,411.80
%	61.73	64.45	81.90	84.01
	84.74	72.58	80.90	93.54
%	5.51	4.68	5.43	5.57

616 1,220 1,000 950

2023

3

2025 3 31											
	1	1-2	2-3	3-4	4		%		%		%
	56.87	143.44	7.64	82.82	1,353.97	1,644.74	2.07	1,318.67	80.00	88.36	5.37
	10.91	0.01	105.90	41.73	294.46	453.01	0.57	348.06	77.00	30.00	6.62
	601.71	136.52	-	341.90	2,407.88	3,488.01	4.38	2,905.82	83.00	299.58	8.59
	669.49	279.97	113.54	466.45	4,056.31	5,585.76	7.02	4,572.54	82.00	417.94	7.48
2024 12 31											
	1	1-2	2-3	3-4	4		%		%		%
	79.62	217.62	6.44	81.62	1,378.27	1,763.57	2.22	1,362.12	77.00	263.39	14.93
	79.41	62.09	114.20	42.93	428.00	726.63	0.92	497.50	68.00	113.48	15.62
	575.23	184.52	-	341.90	2,407.88	3,509.53	4.43	2,929.73	83.00	334.41	9.53
	734.26	464.23	120.64	466.45	4,214.15	5,999.73	7.57	4,789.35	80.00	711.28	11.86
2023 12 31											
	1	1-2	2-3	3-4	4		%		%		%
	377.78	51.42	166.19	69.04	1,974.24	2,638.67	3.01	2,126.73	81.00	1,115.74	42.28
	148.83	470.48	106.39	293.36	291.01	1,310.07	1.49	532.03	41.00	626.64	47.83
	515.07	9.00	342.40	102.03	2,882.54	3,851.04	4.39	3,372.43	88.00	454.89	11.81
	1,041.68	530.90	614.98	464.43	5,147.79	7,799.78	8.89	6,031.19	77.00	2,197.27	28.17
2022 12 31											
	1	1-2	2-3	3-4	4		%		%		%
	1,018.60	573.66	324.04	1,655.28	209.71	3,781.29	4.05	1,328.38	35.00	2,194.85	58.05
	2,482.83	420.54	787.99	592.15	384.46	4,667.97	5.00	1,094.56	23.00	2,899.11	62.11
	254.98	342.40	114.56	538.54	2,230.97	3,481.45	3.73	2,906.30	83.00	297.29	8.54
	3,756.41	1,336.60	1,226.59	2,785.97	2,825.14	11,930.71	12.78	5,329.24	45.00	5,391.25	45.19

2025 5 31

4

3

1

1

90

3

NSP Europe LTD

1

1

1

2

2025 3 31					
			%		%
	68,927.22	51,810.98	75.17	29,504.99	56.95
	1,538.90	1,538.90	100.00	1,412.59	91.79
	2,818.39	2,066.55	73.32	638.18	30.88

	685.75	452.21	65.94	184.45	40.79
	5,585.76	4,916.27	88.01	4,486.16	91.25
	79,556.02	60,784.91	76.41	36,226.37	59.60
2024 12 31					
			%		%
	67,898.43	55,088.91	81.13	30,717.98	55.76
	1,551.65	1,551.65	100.00	1,458.64	94.01
	2,586.66	2,043.55	79.00	645.00	31.56
	1,248.74	922.36	73.86	247.81	26.87
	5,999.73	5,265.48	87.76	4,698.67	89.24
	79,285.21	64,871.94	81.82	37,768.09	58.22
2023 12 31					
			%		%
	74,215.40	53,945.96	72.69	24,493.80	45.40
	1,489.54	1,489.54	100.00	1,280.17	85.94
	3,002.06	1,461.73	48.69	111.76	7.65
	1,261.84	695.41	55.11	235.95	33.93
	7,799.78	6,758.09	86.64	5,908.48	87.43
	87,768.62	64,350.73	73.32	32,030.15	49.77
2022 12 31					
			%		%
	77,979.46	47,899.55	61.43	16,356.39	34.15
	1,680.47	1,680.47	100.00	634.57	37.76
	153.99	40.50	26.30	9.72	24.00
	1,630.21	462.92	28.40	128.60	27.78
	11,930.72	8,174.31	68.51	5,150.95	63.01
	93,374.85	58,257.75	62.39	22,280.24	38.24

62%-82%

2022 2024

1-3

4

2025 1-3

2025

2025 3 31					
			%		%
	68,927.22	25,282.62	36.68	14,805.54	58.56
	1,538.90	-	-	-	-
	2,818.39	48.84	1.73	14.16	29.00
	685.75	-	-	-	-
	5,585.76	954.26	17.08	821.26	86.06
	79,556.02	26,285.71	33.04	15,640.96	59.50
2024 12 31					
			%		%
	67,898.43	24,051.47	35.42	13,818.19	57.45
	1,551.65	-	-	-	-
	2,586.66	48.84	1.89	14.16	29.00
	1,248.74	-	-	-	-
	5,999.73	1,067.47	17.79	922.25	86.40
	79,285.21	25,167.79	31.74	14,754.61	58.62
2023 12 31					
			%		%
	74,215.40	11,709.07	15.78	5,384.21	45.98
	1,489.54	-	-	-	-

	3,002.06	-	-	-	-
	1,261.84	-	-	-	-
	7,799.78	345.84	4.43	189.14	54.69
	87,768.62	12,054.91	13.73	5,573.34	46.23
2022 12 31					
			%		%
	77,979.46	3,537.10	4.54	1,571.59	44.43
	1,680.47	-	-	-	-
	153.99	-	-	-	-
	1,630.21	-	-	-	-
	11,930.72	104.24	0.87	57.83	55.47
	93,374.85	3,641.34	3.90	1,629.42	44.75

2024 2025 1-3

2025 3 31					
			%		%
	68,927.22	-	-	-	-
	1,538.90	-	-	-	-
	2,818.39	-	-	-	-
	685.75	43.28	6.31	43.28	100.00
	5,585.76	72.50	1.30	72.50	100.00
	79,556.02	115.78	0.15	115.78	100.00
2024 12 31					

			%		%
	67,898.43	-	-	-	-
	1,551.65	-	-	-	-
	2,586.66	-	-	-	-
	1,248.74	43.28	3.47	43.28	100.00
	5,999.73	72.50	1.21	72.50	100.00
	79,285.21	115.78	0.15	115.78	100.00

2022 205.39
 2025 3 31 116.05
 66.15 2025

2

2025 3
 59,497.74 2024 3,704.57

1

2025 3 31

1		3,312.38	4.16%			
2	12345	3,145.00	3.95%			

1	12345	3,543.57	3.79%			
2		3,499.04	3.75%		5,000.00	
3		3,093.36	3.31%			
4		2,820.64	3.02%			
5		2,766.53	2.96%			
		15,723.14	16.84%	/	/	/

2

1

	2025 3 31	2024 12 31	2023 12 31	2022 12 31
	79,556.02	79,285.21	87,768.62	93,374.85
1	20,058.28	16,082.90	25,406.87	35,690.90
1 2	12,886.46	14,576.97	18,046.38	24,758.70
2 3	10,049.37	11,023.51	19,374.20	14,059.93
3 4	15,752.83	16,267.50	11,018.22	9,632.49
4	20,809.08	21,334.33	13,922.94	9,232.83
	3,625.15	8,407.56	25,282.96	38,894.99
	4.56%	10.60%	28.81%	41.65%

2025 5 31

41.65% 28.81% 10.60%

4.56% 2024 2025

2023

2023

2023

	1	1-2	2-3	3-4	4			
--	----------	------------	------------	------------	----------	--	--	--

20,269.44 17,276.48 18,694.07 9,314.80

	2025 3 31	2024 12 31	2023 12 31	2022 12 31
	48.29%	49.77%	39.49%	25.86%
		18.46%	22.03%	22.93%

3

2025 3 31

4.	43.28	0.05%	43.28	100.00%	-
	77,658.57	97.95%	37,829.89	48.71%	39,828.69
1.	59,283.19	74.77%	29,507.48	49.77%	29,775.70
2.	8,281.10	10.44%	1,823.34	22.02%	6,457.76
3.	10,094.28	12.73%	6,499.06	64.38%	3,595.22
	79,285.21	100.00%	39,456.52	49.77%	39,828.69
	2023 12 31				
	1,882.17	2.14%	1,882.17	100.00%	-
1.	775.95	0.89%	775.95	100.00%	-
2.	734.91	0.83%	734.91	100.00%	-
3.	371.32	0.42%	371.32	100.00%	-
	85,886.44	97.86%	32,782.04	38.17%	53,104.40
1.	64,623.30	73.63%	24,769.68	38.33%	39,853.62
2.	10,646.13	12.13%	1,859.99	17.47%	8,786.13
3.	10,617.02	12.10%	6,152.37	57.95%	4,464.65
	87,768.62	100.00%	34,664.21	39.49%	53,104.40
	2022 12 31				
	1,885.60	2.02%	1,885.60	100.00%	-
1.	775.95	0.83%	775.95	100.00%	-
2.	734.91	0.79%	734.91	100.00%	-
3.	3.43	0.00%	3.43	100.00%	-
4.	371.32	0.40%	371.32	100.00%	-
	91,489.25	97.98%	22,262.32	24.33%	69,226.93
1.	68,091.14	72.92%	14,137.73	20.76%	53,953.41
2.	11,941.07	12.79%	1,852.74	15.52%	10,088.33
3.	11,457.03	12.27%	6,271.85	54.74%	5,185.19
	93,374.85	100.00%	24,147.92	25.86%	69,226.93

1

	2025 3 31		
1	13,409.32	1,743.21	13.00%
1-2	9,134.53	2,649.02	29.00%
2-3	8,662.56	3,378.40	39.00%
3-4	14,255.22	7,982.93	56.00%
4	14,603.07	13,142.76	90.00%
	60,064.71	28,896.31	48.11%
	2024 12 31		
1	10,437.59	1,356.89	13.00%
1-2	10,118.05	2,934.23	29.00%
2-3	9,108.50	3,552.31	39.00%
3-4	14,685.57	8,223.92	56.00%
4	14,933.48	13,440.13	90.00%
	59,283.19	29,507.48	49.77%
	2023 12 31		
1	17,156.01	2,058.72	12.00%
1-2	12,856.04	3,342.57	26.00%
2-3	16,887.07	5,741.60	34.00%

3-4	8,907.38	4,809.99	54.00%
4	8,816.80	8,816.80	100.00%
	64,623.30	24,769.68	38.33%
	2022 12 31		
1	25,674.32	1,283.72	5.00%
1-2	20,884.74	3,132.71	15.00%
2-3	10,413.43	2,290.95	22.00%
3-4	8,196.23	4,507.93	55.00%
4	2,922.42	2,922.42	100.00%
	68,091.14	14,137.73	20.76%

2

	2025 3 31		
1	3,144.27	220.1	7.00%
1-2	2,401.91	312.25	13.00%
2-3	1,366.02	396.15	29.00%
3-4	445.79	236.27	53.00%
4	300.72	300.72	100.00%
	7,658.71	1,465.48	19.13%
	2024 12 31		
1	2,387.56	167.13	7.00%
1-2	3,048.24	396.27	13.00%
2-3	1,884.07	546.38	29.00%
3-4	526.99	279.3	53.00%
4	434.26	434.26	100.00%
	8,281.10	1,823.34	22.02%
	2023 12 31		
1	3,414.65	239.03	7.00%

1-2	5,111.10	715.55	14.00%
2-3	1,449.50	405.86	28.00%
3-4	317.27	145.94	46.00%
4	353.61	353.61	100.00%
	10,646.13	1,859.99	17.47%
	2022 12 31		
1	6,704.27	268.17	4.00%
1-2	2,732.90	355.28	13.00%
2-3	1,418.10	467.97	33.00%
3-4	648.98	324.49	50.00%
4	436.83	436.83	100.00%
	11,941.07	1,852.74	15.52%

3

	2025 3 31		
1	3,504.69	344.41	9.83%
1-2	1,350.01	737.21	54.61%
2-3	20.8	18.91	90.93%
3-4	1,051.82	1,051.82	100.00%
4	4,278.65	4,278.65	100.00%
	10,205.97	6,431.00	63.01%
	2024 12 31		
1	3,257.75	312.73	10.00%
1-2	1,410.68	763.28	54.00%
2-3	30.95	28.15	91.00%
3-4	1,054.94	1,054.94	100.00%
4	4,339.96	4,339.96	100.00%
	10,094.28	6,499.06	64.38%
	2023 12 31		

1	4,836.21	482.58	10.00%
1-2	79.24	51.27	65.00%
2-3	1,037.13	954.09	92.00%
3-4	1,791.60	1,791.60	100.00%
4	2,872.83	2,872.83	100.00%
	10,617.02	6,152.37	57.95%
	2022 12 31		
1	3,312.32	364.35	11.00%
1-2	1,140.56	273.74	24.00%
2-3	2,226.43	979.63	44.00%
3-4	363.52	239.92	66.00%
4	4,414.21	4,414.21	100.00%
	11,457.03	6,271.85	54.74%

	2025 3 31	2024 12 31	2023 12 31	2022 12 31
1		5.00%	5.00%	5.00%
1-2		10.00%	10.00%	10.00%
2-3		20.00%	20.00%	20.00%
3-4		50.00%	50.00%	50.00%
4-5		50.00%	50.00%	50.00%
5		100.00%	100.00%	100.00%
		16.57%	17.26%	13.64%

2

25.86% 39.49% 49.77%

48.29% 2022 2024 2025 1-3

2022 2024

	2025 3 31	2024 12 31	2023 12 31	2022 12 31
1	25.21%	20.28%	28.95%	38.22%
1	74.79%	79.72%	71.05%	61.78%
1 2	16.20%	18.39%	20.56%	26.52%
2 3	12.63%	13.90%	22.07%	15.06%
3 4	19.80%	20.52%	12.55%	10.32%
4	26.16%	26.91%	15.86%	9.89%
	100.00%	100.00%	100.00%	100.00%

2022 -2024

2025 1-3

	2025 3 31				
	1				
	51,810.98	29,504.99	76.80%	56.95%	22,305.99
	1,417.33	1,397.60	3.64%	98.61%	19.73
	1,110.44	586.98	1.53%	52.86%	523.46
	242.72	157.26	0.41%	64.79%	85.46
	4,916.27	4,486.16	11.68%	91.25%	430.11
	59,497.74	36,132.98	94.05%	60.73%	23,364.76
	2024 12 31				
	1				
	55,088.91	30,717.98	77.85%	55.76%	24,370.93
	1,468.46	1,447.83	3.67%	98.59%	20.64
	1,157.44	598.54	1.52%	51.71%	558.90
	222.02	156.77	0.40%	70.61%	65.26
	5,265.48	4,698.67	11.91%	89.24%	566.81

	63,202.31	37,619.78	95.34%	59.52%	25,582.54
	2023 12 31				
	1				
	53,945.96	24,493.80	70.66%	45.40%	29,452.16
	1,388.29	1,268.03	3.66%	91.34%	120.26
	66.48	41.64	0.12%	62.64%	24.83
	202.93	171.94	0.50%	84.73%	30.99
	6,758.09	5,908.48	17.04%	87.43%	849.62
	62,361.74	31,883.89	91.98%	51.13%	30,477.85
	2022 12 31				
	1				
	47,899.55	16,356.39	67.73%	34.15%	31,543.16
	1,408.09	619.10	2.56%	43.97%	788.99
	40.50	9.72	0.04%	24.00%	30.78
	161.50	95.52	0.40%	59.15%	65.98
	8,174.31	5,150.95	21.33%	63.01%	3,023.36
	57,683.95	22,231.68	92.06%	38.54%	35,452.27

38.54% 51.13% 59.51% 60.73%

2025 3 31									

1		3,312.38	4.16%		3,018.41		1,948.95	58.84%	-
2	12345	3,145.00	3.95%		3,145.00		2,333.43	74.19%	-
3		2,862.47	3.60%		2,470.53		1,306.05	45.63%	-
4		2,767.36	3.48%		2,766.53		2,109.81	76.24%	-
5		2,307.24	2.90%		106.77		317.64	13.77%	367.96
6	/	2,224.25	2.80%		2,206.52		1,531.08	68.84%	-
7		2,063.27	2.59%		565.05		359.13	17.41%	160.00
8		1,997.80	2.51%		912.86		195.74	9.80%	-
9		1,900.00	2.39%		1,900.00		1,550.40	81.60%	-
10		1,806.84	2.27%		1,806.84		995.40	55.09%	-
		24,386.61	30.65%	/	18,898.51	/	12,647.63	51.86%	527.96
2024 12 31									
1		3,317.38	4.18%		3,023.41		1,953.45	58.89%	5.00
2		3,145.00	3.97%		3,145.00		2,333.43	74.19%	-

	12345								
3		2,786.10	3.51%		2,470.53		1,295.93	46.51%	-
4		2,770.38	3.49%		2,770.38		2,110.20	76.17%	-
5		2,236.53	2.82%		1,302.86		245.48	10.98%	390.00
6	/	2,224.25	2.81%		2,206.52		1,531.08	68.84%	-
7		1,900.00	2.40%		1,900.00		1,550.40	81.60%	-
8		1,819.35	2.29%		106.77		253.60	13.94%	367.96
9		1,806.84	2.28%		1,806.84		995.40	55.09%	-
10		1,755.25	2.21%		565.05		318.59	18.15%	160.00
		23,761.09	29.97%	/	19,297.36	/	12,587.55	52.98%	922.96
2023 12 31									
1	12345	3,445.00	3.93%		3,405.32		2,049.41	59.49%	300.00
2		3,118.41	3.55%		2,785.61		1,518.17	48.68%	100.00
3		2,912.83	3.32%		2,555.84		1,023.34	35.13%	442.30
4		2,891.32	3.29%		913.63		474.87	16.42%	2,331.93

5		2,766.53	3.15%		2,766.53		1,565.05	56.57%	-
6	/	2,267.44	2.58%		1,943.28		1,345.98	59.36%	57.45
7		1,902.57	2.17%		1,601.36		326.57	17.16%	1,348.49
8		1,900.00	2.16%		1,889.25		1,354.86	71.31%	-
9		1,875.44	2.14%		1,875.44		624.43	33.30%	-
10		1,753.51	2.00%		1,507.42		517.95	29.54%	-
		24,833.04	28.29%	/	21,243.68	/	10,800.61	43.49%	4,580.17
2022 12 31									
1	12345	3,543.57	3.79%		3,456.57		1,077.72	30.41%	444.00
2		3,499.04	3.75%		3,494.71		2,944.76	84.16%	2,000.94
3		3,093.36	3.31%		454.82		200.15	6.47%	3,093.36
4		2,820.64	3.02%		2,080.78		693.42	24.58%	155.00
5		2,766.53	2.96%		2,730.81		738.98	26.71%	-

6		2,553.16	2.73%		1,644.84		371.72	14.56%	457.30
7		2,207.98	2.36%		-		88.32	4.00%	2,095.40
8		2,193.39	2.35%		1,201.91		208.13	9.49%	1,969.73
9		1,958.15	2.10%		-		97.91		

	2025	3	31	2024	12	31	2023	12	31	2022	12	31
	3,769.88		33.31%	3,836.30		32.85%	4,449.02		47.64%	4,673.40		54.47%
	236.24		2.09%	333.09		2.85%	67.94		0.73%	6.71		0.08%
	3,051.56		26.97%	2,984.40		25.55%	2,395.45		25.65%	2,344.47		27.33%
	81.15		0.72%	85.65		0.73%	38.95		0.42%	90.96		1.06%
	1,144.69		10.12%	1,260.77		10.80%	1,877.76		20.11%	961.38		11.21%
	572.28		5.06%	729.68		6.25%	509.12		5.45%	502.96		5.86%
	2,460.39		21.74%	2,448.52		20.97%	-		-	-		-
	11,316.20		100.00%	11,678.40		100.00%	9,338.24		100.00%	8,579.88		100.00%

90%

2

	2025	1-3	2024	2023	2022
		3.21	3.98	5.37	6.46
			7.27	7.83	7.57

6.46 5.37 3.98 3.21

2024 2025 1-3

3

2025 5 31

2025 5 31

256.72

2025 5 31

754.92

2025 5 31

1,011.64

2

2025 3 31

	1	1-3	3	
	2,023.09	820.45	926.35	3,769.88
	1,892.58	769.02	389.96	3,051.56

236.24

	2025 3 31	2024 12 31	2023 12 31	2022 12 31
	1,144.69	1,260.77	1,877.76	961.38
	812.84	837.50	1,739.81	780.61
	71.01%	66.43%	92.58%	89.89%

2025 5 31

2024 2025 3

2022 2023

2025 3

2,460.39

2025 4

4

	2025 3 31	2024 12 31	2023 12 31	2022 12 31
		4,949.09	3,924.29	3,876.25
		-	26.74	-
		4,949.09	3,897.54	3,876.25
		-	0.68%	-
	11,316.20	11,678.40	9,338.24	8,579.88
	412.91	446.61	356.40	294.90
	10,903.29	11,231.79	8,981.83	8,284.98
	3.65%	3.82%	3.82%	3.44%

5

	2025 1-3	2024	2023	2022
	-27.97%	-12.70%	12.77%	15.19%
	-65.75%	-4.15%	4.58%	4.35%
	39.62%	51.33%	26.78%	25.20%
	35.69%	29.78%	20.87%	26.44%
	32.34%	17.29%	7.48%	10.46%
	-10.72%	8.75%	11.73%	13.25%

	2025-3-31			2024-12-31		
	2,904.51		2,904.51	2,998.93		2,998.93
	114.17		114.17	149.52		149.52
	2,235.69		2,235.69	2,211.46		2,211.46
	78.13		78.13	79.43		79.43
	913.13		913.13	1,083.68		1,083.68
	529.71	331.62	198.09	648.96	365.32	283.65
	2,460.39		2,460.39	2,448.52		2,448.52
	9,235.72	331.62	8,904.11	9,620.49	365.32	9,255.18
	2023-12-31			2022-12-31		

		31.29		31.29	54.28		54.28
		1,568.55		1,568.55	674.71		674.71
		489.60	336.88	152.72	476.38	294.90	181.48
		-		-	-		-
		7,347.42	336.88	7,010.53	7,393.84	294.90	7,098.94

2024 2025 1-3

2

294.90 336.88 365.32 331.62

	2025 1-3		2024		2023		2022	
		(%)		(%)		(%)		(%)
	20.54	0.71	233.03	7.77	153.14	4.30	250.13	6.12
	21.87	0.98	434.98	19.67	307.66	18.87	559.27	26.66
	42.41	0.46	668.01	6.94	460.80	6.27	809.39	10.95

46.64

0 0 2,448.52 2,460.39

2025 4

-

-

1

2

1

BOSS

IT

DP

2

3

3

-

	2025	1-3	2024	2023	2022
		1,035.16	6,719.30	8,846.56	9,357.13
		1,587.89	10,752.02	14,316.87	16,321.36

	2025 1-3	2024	2023	2022

1

5

0

20%

	2025 3 31	2024 12 31	2023 12 31	2022 12 31
	52,581.74	52,447.75	55,981.57	56,014.07
	2,428.58	10,240.05	11,384.37	11,851.10
	33,396.53	32,279.34	31,965.59	26,233.96
	18.47%	19.52%	20.34%	21.16%

=

/

20%

2022

2023

20%

2024

2025

1-3

12

2

1

	2025 3 31	2024 12 31	2023 12 31	2022 12 31
	52,581.74	52,447.75	55,981.57	56,014.07
	-	623.78	672.12	-

	2025 3 31	2024 12 31	2023 12 31	2022 12 31
	1,295.90	1,295.90	672.12	-

8

1,587.89
 4.35% 4.58% -4.15% -65.64%

16,321.36 14,316.87 10,752.02

2

2023 2024
 2024 8310036
 2025 8310026

1

$$\frac{(+N)}{W^N} \frac{(+N)}{W^N} \frac{(+N)}{W^N} \frac{(+N)}{W^N} < \frac{(+s)}{W^s}$$

V

CFn i

r

n

FVn

WC0

95% 3 3
60%
2024
A. 2024 2023 20%
2020
2024 10
3
B. 2024
C. 2024

FVn

A. WC0

B. r

$$\times = / 1- \times +$$

CAPM

7J 7K *75 7X

Rf

ERP

Rs

2

$$= -$$

8

A.

B.

3

2023

						2023
1		1,745.90	1,625.54	467.24	1,625.54	120.36
2		1.50	1.85		1.85	-
3		66.38	-20.18	33.01		

						2023
16		223.50	-83.4	71.38	71.38	152.12
		25,308.89				672.12

2024

						2024
1		1,061.62	110.12	900.29	900.29	161.33
2		0.31	38.33		38.33	-
3		1.44		5.39	5.39	-
4		168.19	760.19		760.19	-
5		1,936.53	2774.33		2774.33	-
6		88.06	232.95		232.95	-
7		12,426.24	12724.73		12724.73	-
8		302.43	1014.62		1014.62	-
9		2,157.02	902.61	1823.01	1823.01	334.01
10		231.55	-5.62	250.91	250.91	-
11		293.78	4.44	165.34	165.34	128.44
12		1,646.55		1861.82	1861.82	-
		20,313.72	18,556.70	5,006.76	22,551.91	623.78

2024

2023

2024

2023

	2023	2024
672.12	623.78	

2

834069.NQ		

A	16,720.00
B	3,047.45
C	1,821.95
D	273.29
E=B+C-D	4,596.11

A

F	88.00%
G=E*F	4,044.57
H=A-G	12,675.43

16,720.00

2023 9 30

4,044.57

12,675.43

2024

1,850

2024

3.5

2024

2024

8,432.76

3,704.13

5.08

2024

8

2023

2024

2023 12 31

2024 12 31

2024 8310035

2025 8310043

1 2023

2023

	2024	2025	2026	2027	2028	2029	
	10.43%	8.49%	5.70%	5.33%	4.97%	0.00%	0.00%
	45.40%	46.11%	47.37%	48.66%	49.82%	50.13%	50.13%
	17.41%	16.51%	16.56%	16.94%	16.71%	16.96%	16.96%

	2024	2025	2026	2027	2028	2029	
							9.61%

2023

2024

2024

	2023	-2024	2024
		6,872.98	8,432.76
		10.43%	35.49%

Beta

2024

3,342.08

5.08

2024

2024

2024

1

2024

1,672

1

2

3

4

5

6

7

8

9

10

11

12

13

14

15

16

17

18

4

5

6

2023 2025 1-3

7

ETC

8

2014

Hello Inc.

1,000

Hello Inc.

Hello Inc.

9

10

11

12

13

2024

2024

4.关于同业 争

, 1) 实 制人 制 企业与发 人 共享出 分业务 成
同或 似业务, 且存在一定 争。2) 公司 东及实 制人已出具《关于 免
同业 争 函》, 取得上市公司 制 之 五年内, 合 产 、

2		100%	
3		100%	
4		100%	
5		99.99%	
6		99.99%	
7		100%	
8		99.99%	
9		99.99%	
10		99.99%	

11

35		99%	
36		99%	
37		100%	

2025 3 31

		/	
1	Joyful Trip Limited	100%	
2	Graceful Flower Holding Limited	100%	
3		70%	
4		100%	
5		100%	
6		100%	
7		76%	
8	Hello Inc.	11.84%	
9		Hello Inc. 100%	
10	HI-BIKE Limited	100%	
11		99.90%	
12		100%	
13		100%	
14		100%	
15		100%	
16			
17		100%	

		/	
		30.7659%	
25		100%	
26		100%	
27		100%	
28		100%	
29		100%	
30		100%	
31		100%	
32		100%	
33		100%	
34		100%	
35		100%	
36		100%	
37		100%	
38		100%	
39		100%	
40		100%	
41		100%	
42		100%	
43		100%	
44		100%	
45		100%	
46		100%	
47		92%	
48		100%	
49		100%	
50		100%	
51		100%	
52		100%	
53		100%	
54		100%	

A

		/	
55		100%	
56		100%	

		/	
88		100%	
89		100%	
90		100%	
91		100%	
92		100%	
93		100%	
94		100%	
95		100%	
96		100%	
97		100%	
98		100%	
99		100%	
100		100%	
101		100%	
102		100%	
103		100%	
104		100%	
105		100%	
106		100%	
107		100%	
108			100%
109		100%	
110		100%	
111		100%	
112		100%	
113		100%	
114		100%	
115		100%	
116		100%	
117		100%	
118		100%	
119		100%	

		/	
120		100%	
121		100%	
122		100%	
123		100%	
124		100%	
125		100%	
126		100%	
127		100%	
128		100%	
129		100%	
130		100%	
131		100%	
132		100%	
133		100%	
134		100%	
135		100%	
136		100%	
137		100%	
138		100%	
139		100%	
140		100%	
141		100%	
142		100%	
143		100%	
144		100%	
145		100%	
146		100%	
147		100%	
148		100%	
149		100%	
150		100%	
151		100%	
152		100%	

		/	
153		100%	
154		100%	
155		100%	
156		100%	
157		100%	
158		100%	
159		100%	
160		100%	
161		100%	
162		100%	
163		100%	
164		100%	
165		100%	
166		100%	
167		100%	
168		100%	
169		100%	
170		100%	
171		100%	
172		100%	
173		100%	
174		100%	
175		100%	
176		100%	
177		100%	
178		100%	
179		100%	
180		100%	
181		100%	
182		100%	
183		100%	
184		100%	
185		100%	

		/	
186		100%	
187		100%	
188		100%	
189		100%	
190		100%	

A

		/	
218		100%	
219		100%	

		/	
		100%	
247	LionTech Finance Limited	Innoflux Technology Limited	100%
248	HyperNova Innovations Limited	Innoflux Technology Limited	100%
249	Hong Kong Hyperlink Information Technology Limited	Oysterbay Energy Management Holdco	100%
250	Hellobikesg Pte. Ltd.	100%	-
251	Hello Bike Pty Ltd.	100%	-
252	Hellobike Sas	100%	
253	Hellobike Sdn. Bhd.	100%	
254		100%	-
255		100%	
256			
257		100%	
258		100%	
259			100%
260			100%

APP

1

6

6

()

< >
< 57
> 17
17

2

2024

	“ ”	“ ”
4.58	58.41	1275%

1
2 2024

1

2025 3 14

Hello Inc.

32,721,710

2025 3 14

14,363,882

32,954,801

13.77%

2025 4 21

2017

	2025	2024		2023		2022	
	3,647.98	18,348.82	40.08%	30,114.15	55.23%	42,296.30	62.42%
	1,587.89	10,752.02	23.49%	14,316.87	26.26%	16,321.36	24.09%

To C

300

30%

3

1

2

3

4

1

2

3

4

4

6

A

()

10

1

6

1

2024

30%

2

12

36

3

5.关于 务性

, 1) 截 2025 年 3 月 31 日, 公司交 性 产余 为 262,383.79 万元, 主 对 哈啰 惠 公司、HelloInc. 工具 以及 产 品; 余 为 13,802.88 万元; 其他 工具 余 为 4,894.82 万元; 其他 动 产 余 为 861.47 万元。其他 动 产 余 为 10,321.43 万元。2) 截 2025 年 3 月 31 日, 公司共参 16 家公司, 包 德 孔 (天) 合伙企业 (合伙)、共 城广慧 壹号创业 合伙企业 (合伙)、上 合 募 基 合伙企业 (合伙) 三家合伙企业。

发 人 : (1) 关对外 具体情况, 与公司主 业务 关 性及协 同性, 否与公司发 交 , 否属于围 产业 上下 以 取 、原 或 为 产业 , 对 务性 定 否充分; (2) 发 事会决 前 六个 发 前 入 和 入 务性 情况, 否从 募 总 中扣 , 分 公司 否 一 不存在 大 务性 。

保 及 会 师 《 券 律 意 18号》 1 并发 意 。

一、 关对外 具体情况, 与公司主 业务 关 性及协同性, 否与公 司发 交 , 否属于围 产业 上下 以 取 、原 或 为 产业 , 对 务性 定 否充分

2025 年 3 月 31 日

0

1		262,383.79		
2		13,802.88		
3		4,894.82		
4		80.97		
5		861.47		

6		10,321.43		
7		3,743.70		

2025 3 31

262,383.79

		2025 3 31
Hello Inc.	HB Technologies Corporation	218,631.60
		43,752.19
		262,383.79

		2025 3 31		6
Hello Inc.	2018	218,631.60		

Hello Inc.

Hello Inc. 2019

1,000

Hello Inc.

Hello Inc.

1

Hello Inc.

2

Hello Inc.

3 2025

Hello Inc.

Hello Inc.

2025 1-6

Hello Inc.

814.23

4

Hello Inc.

5

Hello Inc.

Hello Inc.

Hello Inc.

2025 3 31

13,802.88

		2025 3 31		6
Hero Youon Private Limited	2018	0.00		
	2024	4,780.11		
	2020	0.00		
LOMARE TECHNOLOGIES	2020	2,409.99		
	2023	5,959.61		
	2023	209.40		

1 Hero Youon Private Limited

Hero Youon Private Limited

0

2

3

0

4 LOMARE TECHNOLOGIES

2020

SRAM EEROM flash

5

40%

2023 12

8.96

Te 7"t5 7"t5 @IJ@

2025 3 31

2025 3 31

4,894.82

	2025 3 31
--	------------------

3,722.79

		2025 3		
		31		6
	2024		172.00	

1

	MEMS ASIC		2020
		GPU	
			-

2

8.67

3

1

4

5

6

2025 3 31

二、 发 事会决 前六个 发 前 入 和 入 务性
情况, 否从 募 总 中扣 , 分 公司 否 一 不存在
大 务性

2025 3 14

3

4

6.其他

6.1 ，发 人主 业务 基于 和 云 公共 及共享出 发、 售、建 、 务，依托 安 平台 安 APP 向 供公共 及共享出 务、 慧 务以及分布式 平台业务。

发 人 ：(1) 合发 人及其子公司使 主 、APP、微信小 序、 微信公众号、微信 号和 三 商平台 ， 其互 平台业务开展情况， 否取得 应 ， 否 合 关产业 ；(2) 及向个人 户开展业务 情况 及 户信息情况，公司 产 否 合《个人信息保 》《 安全 》《 安全 》《 安全审 办 》 关 律 定， 关内 制制度完备性及 执 性， 否 安全、 安全 。

保 及发 人律师 并发 意 。

6.2 公开 ，2024 年 12 月 3 日 ，公司发布发 份及 付 买 产并 募 套 关 交 。2025 年 3 月 1 日 大 产 事 。2025 年 3 月 17 日 ，公司 制 发 公告及 再 发 。

发 人 ，公司 大 产 后 即开展 再 原因及具体 ， 否 合公司 关战 安 及业务 划。

APP

APP

--	--	--	--

1.

23.			
24.			
25.			
26.			
27.			
28.			
29.			
30.			
31.			
32.			
33.			
34.			

35.

					ICP
1.		bike0561.com			ICP 10219977 -105
2.		cyggzxc.com			ICP 10219977 -42
3.		lsbicycle.com			ICP 10219977 -17
4.		fxggzxc.com			ICP 10219977 -18
5.		csbike01.com			ICP 10219977 -2
6.		tcggzxc.com			ICP 10219977 -28
7.		fyggzxc.com			ICP 10219977 -30
8.		lsggzxc.com			ICP 10219977 -39
9.		xzbicycle.com			ICP 10219977 -4
10.		cyggzxc.com			ICP 10219977 -42
11.		hxggzxc.com			ICP 10219977 -52
12.		ibike668.com			ICP 10219977 -6
13.		mcggzxc.com			ICP 10219977 -71
14.		yanchengbike.com			ICP 10219977 -98
15.		youonbikeshare.com			/
16.		bike527.com			ICP 13050046 -2
17.		lysggzxc.com			/
18.		ksbike01.com			/
19.		heihebike.com			ICP 2021006454 -1

3

		2025	1-3	2024		2023		2022	
APP		1,485.05	17.81	10,276.12	22.45	13,658.33	25.05	14,349.23	21.18
		147.14	1.76	266.87	0.58	449.96	0.83	127.47	0.19
		83.59	1.00	630.12	1.38	293.15	0.54	106.60	0.16
		0.96	0.01	17.30	0.04	35.04	0.06	70.91	0.10
YOUON		4.16	0.05	14.53	0.03	38.99	0.07	0	0.00
-		1.88	0.02	17.96	0.04	25.94	0.05	0	0.00
		0	0.00	0	0.00	4.27	0.01	0	0.00
		0	0.00	7.45	0.02	0.00	0.00	0	0.00
EVERSAFE		0.27	0.00	0	0.00	0	0.00	0	0.00
-									
		1,723.05	20.66	11,230.35	24.53	14,505.68	26.61	14,654.21	21.63

1 APP

APP

APP SaaS

" +

"

APP

2

3

48

4

APP

APP

1

1

APP

ID

ID

2

/

APP

APP

2

3

IP

APP

APP

<https://www.mps.gov.cn>

<https://www.miit.gov.cn>

<http://www.cac.gov.cn>

<https://www.creditchina.gov.cn>

<http://zxgk.court.gov.cn>


<https://wenshu.court.gov.cn>

<https://www.qcc.com>

<https://www.gsxt.gov.cn/>

<https://jsca.miit.gov.cn/>

2022 1 1



1

APP

2

IT

3

IT

IT

4

1

2

3

5

1			3204235031600001		APP

6

				/		
1		00223IS0289 R2M		ISO/IEC 27001:2022		2026.10.16
2		0022024ITS M232R3MN		B/O ISO/IEC 20000-1:2018		2027.11.12
3		00225Q2402 5R2M		GB/T 19001-2016/ISO 9001:2015		2028.07.22

2024 11 20

2024 11 21 2024

12 4 2024 12 3

2025 2 28

1

2025 3 14

< >

>

47,085,592

19.67%

22.98%

118,905,003

38.06%

2

1

2

(beian.miit.gov.cn)

ICP/IP /

3

4

10

1

2

总体意


（此页无正文，为永安行科技股份有限公司《关于永安行科技股份有限公司向特定对象发行股票申请文件的审核问询函的回复》之盖章页）




发行人董事长声明

本人已认真阅读《关于永安行科技股份有限公司向特定对象发行股票申请文件的审核问询函的回复》的全部内容，确认本次审核问询函回复的内容真实、准确、完整，不存在虚假记载、误导性陈述或重大遗漏，并承担相应的法律责任。

董事长：



杨磊



保荐人法定代表人声明

本人已认真阅读《关于永安行科技股份有限公司向特定对象发行A股股票申请文件的审核问询函的回复》的全部内容，了解本反馈回复涉及问题的核查过程、本公司的内核和风险控制流程，确认本公司按照勤勉尽责原则履行核查程序，本反馈回复不存在虚假记载、误导性陈述或重大遗漏，并对上述文件的真实性、准确性、完整性、及时性承担相应法律责任。

法定代表人：_____



陈 亮

